Multiple District 116

As of October 2026 Cumulative

Year	New Clubs	Dropped Clubs	Gain/ Loss Clubs	New Members	Charter Members	Reinstate Members	Transfer Members	Total Member Added	Total Members Dropped	Gain/ Loss Members
2022-2023	0	4	-4	155	15	50	10	230	271	-41
2023-2024	3	7	-4	151	66	4	6	227	306	-79
2024-2025	3	6	-3	152	60	45	0	257	208	49
2025-2026	2	3	-1	159	48	17	13	237	227	10
2026-2027	1	1	0	30	20	0	8	58	30	28
Average	**2**	**4**	**-2**	**129**	**42**	**23**	**7**	**202**	**208**	**-7**

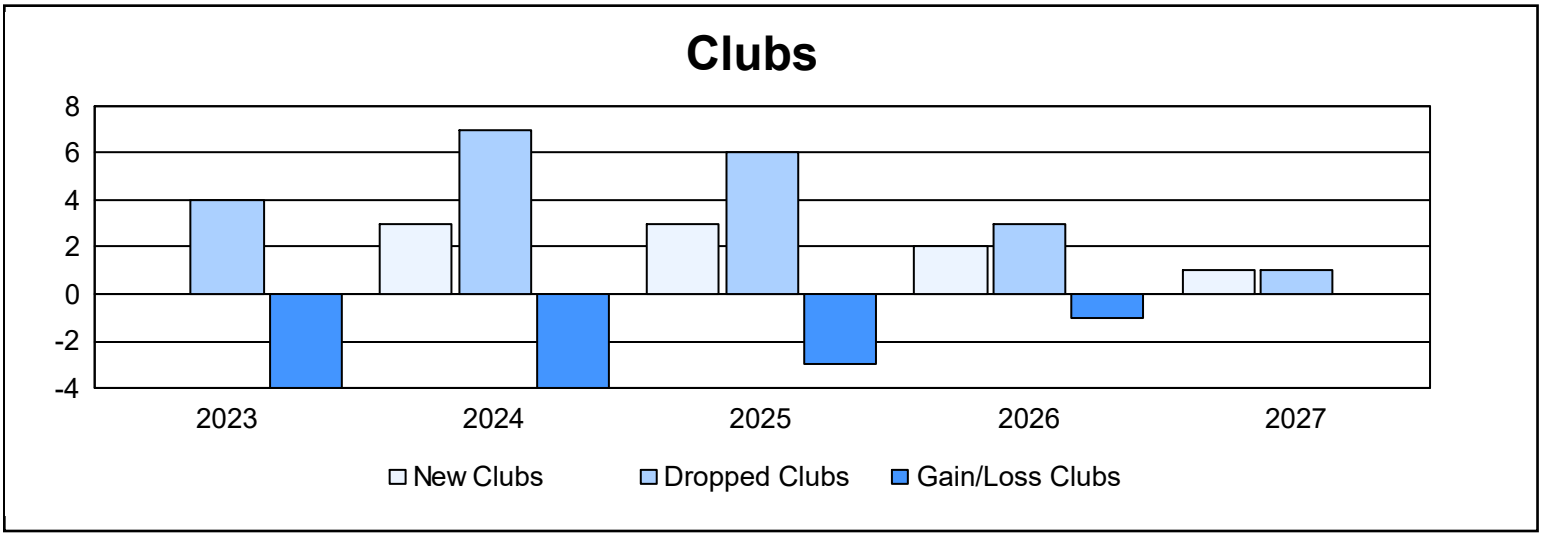

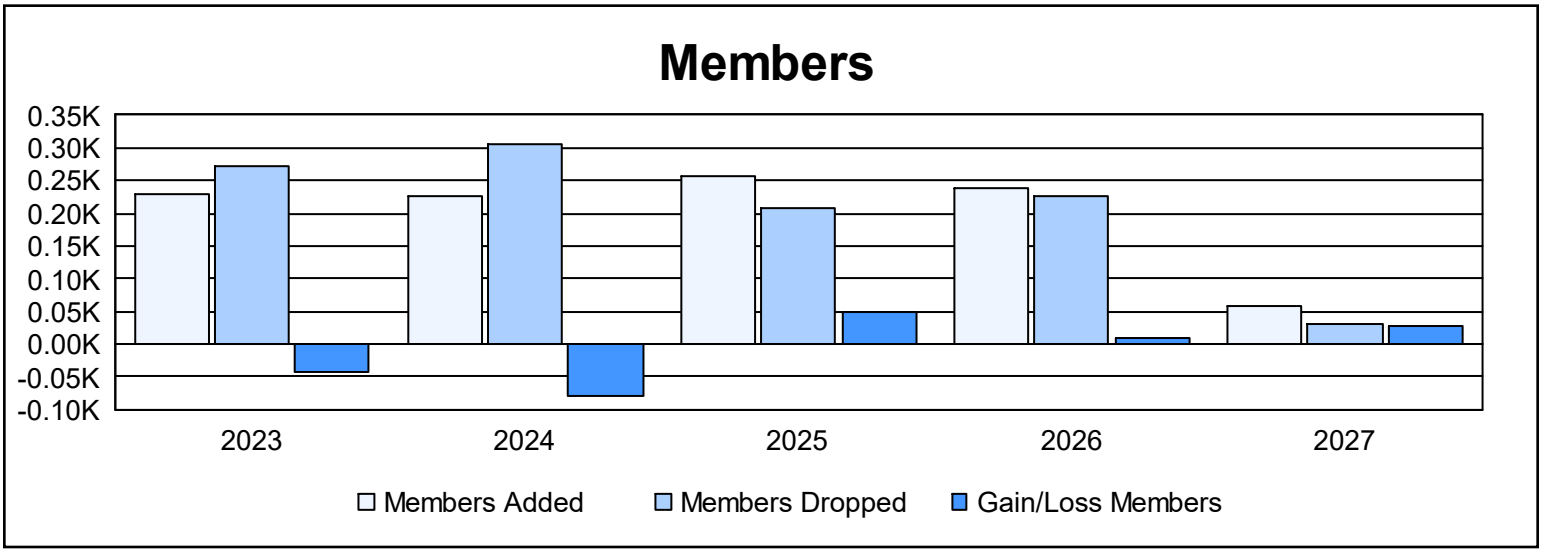

Membership Composition

October 2026 Cumulative

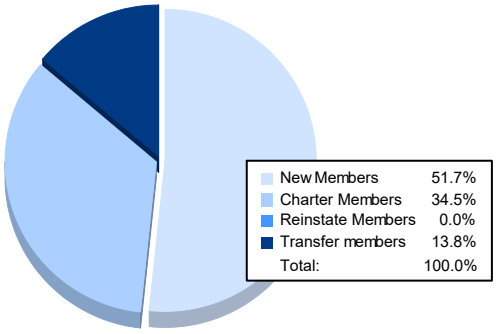

New Members	51.7%
Charter Members	34.5%
Reinstate Members	0.0%
Transfer members	13.8%
Total:	100.0%

Gender Composition

October 2026 Cumulative

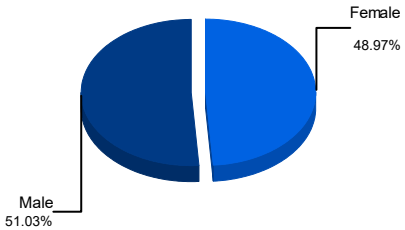

Female	48.97%
Male	51.03%
PreferNotToAnswer	0.00%
NonBinary	0.00%
Total:	100.00%